

FIRST ANNOUNCEMENT

Jointly Organised by:



Date

21st - 23rd July

2023

M C O R

Theme

Intertwining Foundation With Innovation

Venue

Connexion Conference & Event Centre Kuala Lumpur

malaysiancongressofradiology.com



WELCOME MESSAGE FROM PRESIDENT OF CoR AND MyRAD



Professor Dr Norlisah Mohd Ramli

President
College of Radiology,
Academy of Medicine of Malaysia
2022-2024
&
President
Malaysian Society of Radiologists
2022-2023

Assalamualaikum,

Dear colleagues and friends,

I welcome you to this exciting conference that celebrates the intertwining relationship between foundation and innovation in medical imaging.

The foundation of medical imaging lies in the human desire to understand the human body and its function. Advancements in technology have allowed us to go beyond anatomical visualisation towards innovative approaches to functional medical imaging that can identify and diagnose diseases earlier and with greater accuracy than ever before. The combination of foundation and innovation has led to incredible healthcare breakthroughs, improving outcomes and decreasing mortality. It has enabled doctors to identify previously difficult or impossible conditions and has given patients and their families new hope for better health. However, this is just the beginning as we continue to build upon the foundation of medical imaging and explore new and innovative approaches. We have the potential to revolutionise the way we approach healthcare.

Much effort will have gone into the planning of MCOR 2023 and the MyRad2, which will be held in Connexion Conference & Event Centre (CCEC), Kuala Lumpur from the 21st to 23rd of July 2023. We are very excited about the current events where we will launch the national curriculum, Train the Trainers (ToT) and our international collaboration with the Korean Society of Radiology and the Asian Oceania Society of Radiology.

I'm thrilled to be part of this event and look forward to the exciting discussion and discoveries that will take place at MCOR 2023 and MyRad2.

To our international colleagues reading this message, Malaysia is ready to welcome all of you to our wonderful country.

With the affordable exchange rates and no travel restriction, we hope to make it back into your bucket list of places to discover in 2023.

Come, experience our culture and cuisine and don't forget to bring your family along

We welcome you to explore Malaysia and discover our beautiful country and all it offers.

WELCOME MESSAGE FROM MCOR 2023 ORGANISING CHAIR



Dr Farhana Fadzli

Organising Chair
Malaysian Congress of Radiology 2023

Warmest greetings to all!

It is with much anticipation that we present to you this first announcement for Malaysian Congress of Radiology 2023 which returns to Kuala Lumpur. Please ensure that you save the date from the 21st to 23rd of July 2023.

Building further on last years theme of Precision Imaging, this year our focus will be on Intertwining Foundation with Innovation with the aim of targeting all levels in the radiology fraternity, from trainees to senior radiologists. Under the term foundation we will cater for trainees and those preparing for professional exams, as well as refreshers for radiologists. We will also provide a focus on continuing radiology education with many SIGs coming together to present the latest advances and progress in the field of radiology. Lastly, we also hope to demonstrate Innovation in radiology with the help of workshops and focus sessions in order to improve efficiency in our workplace. Therefore the objective is to interwine these themes together for seamless assimilation of knowledge in a short 3 day time period.


Radiology trainees will have dedicated sessions to help in their exam preparation (MRad and FRCR), with many experienced examiners and lecturers comprising the team for ExamPrep.

MCOR has always been a platform for sharing research projects, and it is no different this year. We hope that everyone will submit their abstracts for this purpose. There will be prizes for Best Free Paper Oral Presentation and Best Poster Presentation. Poster Presentation will now be expanded into electronic and live formats.

The pursuit for the title of CoR Dato' Samad Quiz winner continues in MCOR 2023. The quiz has proven to be one of the highlights of MCOR, with friendly inter-university rivalry between radiology trainees at its core and an entertaining learning opportunity for all participants. We call upon all eligible universities to select their teams early and start training for this engaging quiz.


The Organising and Scientific Committee will do our utmost to prepare a fulfilling and interesting programme for all attending.

We welcome all of you to MCOR 2023!




College of Radiology, Academy of Medicine of Malaysia Council 2022 – 2024

President	Prof Dr Norlisah Mohd Ramli
Immediate Past President	Dr Amir Fuad Hussain
Vice President Radiodiagnosis	Dr Naveen Rajadurai
Vice President Nuclear Medicine	Prof Dr Subapriya Suppiah
Vice President Oncology	Dr Mastura Md Yusof
Honorary Secretary	Dr Shantini A Arasaratnam
Honorary Treasurer	Dr Sivakumaran Karupayah
Elected Council Member	Dr Umarani Ranjini Sivarajan Dr Thajunnisa Hassan Mohd Prof Dr Kartini Rahmat Dr Eric Chung




Malaysian Society of Radiologists (MyRAD) Council Members 2022 – 2023

President	Prof Dr Norlisah Mohd Ramli
Vice-President	Dr Naveen Rajadurai
Honorary Secretary	Dr Shantini A. Arasaratnam
Honorary Treasurer	Dr Sivakumaran Karupayah
Council Member (Selangor)	Assoc Prof Dr Thajunnisa Hassan Mohd
Council Member (Selangor)	Dr Jeyaledchumy Mahadevan
Council Member (Selangor)	Prof Dr Kartini Rahmat
Council Member (Kuala Lumpur)	Dr Amir Fuad Hussain
Council Member (Penang)	Dr Zainariah Mohd Zain
Council Member (Penang)	Dato' Dr Humairah Abdul Samad
Council Member (Melaka)	Dr Ng Seng Man
Council Member (Sabah)	Dr Fatimah @ Hartina Hussin
Council Member (Sarawak)	Assoc Prof Dr Ahmad Tirmizi Jobli




Malaysian Congress of Radiology 2023 Organising Committee

President	Prof Dr Norlisah Mohd Ramli
Senior Advisor	Prof Dr Kartini Rahmat
Organizing Chair	Dr Farhana Fadzli
Scientific Chair	Dr Anuradha P.S Janardhanan
IT	Dr Eric Chung Dr Git Kim Ann



Malaysian Congress of Radiology 2023 Scientific Committee


Body Imaging	Dr Zaharudin Haron
Cardiac Imaging	Dr Noor Khairiah A. Karim
Chest Imaging	Dr Zuhanis Abdul Hamid
Emergency & Informatics	Assoc Prof Dr Faizatul Izza Rozalli
Head & Neck	Assoc Prof Dr Shahizon Azura Mohamed Mukari
Interventional Radiology	Assoc Prof Dr Nur Adura Yaakup
Molecular Imaging	Assoc Prof Dr Subapriya A/P Suppiah
Musculoskeletal Imaging	Dr Anuradha P.S Janardhanan
Neuroradiology	Assoc Prof Dr Shahizon Azura Mohamed Mukari
Oncology	Dr Mastura Md Yusof
Paediatrics	Assoc Prof Dr Hasyima Abu Hassan
Women's (Breast/Gynae) Imaging	Dr Vijayalakshmi Krishnapillai
Continuing Education (RadExam Prep)	Assoc Prof Dr Thajunnisa Hassan Mohd



Programme Overview - Day 1

21st July 2023 (Friday)


Time	Lecture Hall A	Lecture Hall B	Lecture Hall C	Workshop	Workshop
	Nexus 2	Spectrum	Prism	Continuum	Reflexion
0700 - 0830	Registration				
0830 - 0930	Free Paper Judging 1	Free Paper Judging 2	Free Paper Judging 3	Workshop 1 AI	Sponsor Workshop 2 Available
0930 - 0945	Morning Tea Break & Exhibit Visit				
0945 - 1045	Session 1: BODY IMAGING	Sponsor Session 1 Available (SSA)	Session 2: EMERGENCY		
1045 - 1100	Short Break & Exhibit Visit				
1100 - 1200	Officiate Ceremony & Keynote Lecture				
1200 - 1300	Premium Sponsor Session Available				
1300 - 1430	Lunch & Exhibit Visit, Friday Prayer				
1430 - 1700	Workshop 3 RECIST Workshop	Workshop 4 Medicolegal	Workshop 5 Ultrasound MSK IR	Workshop 6 Ultrasound - Doppler	Workshop 7 CEDM
1700	End of Day One				



Programme Overview - Day 2

22nd July 2023 (Saturday)

Time	Lecture Hall A	Lecture Hall B	Lecture Hall C
	Nexus 2	Spectrum	Prism
0700 - 0830	Registration		
0830 - 0930	Free Paper Judging 4	Free Paper Judging 5	RadExam Prep Part 1 0830 - 1130
0930 - 0945	Morning Tea Break & Exhibit Visit		
0945 - 1045	AOSOR-MCoR Conjoint Session	Session 3: HEAD & NECK	
1045 - 1100	Short Break & Exhibit Visit		
1100 - 1200	Session 4: NEURORADIOLOGY	Sponsor Session 2 (SSB) Available	RadExam Prep Part 2 1200 - 1500
1200 - 1300	Session 5: CHEST IMAGING	Special Focus Session	
1300 - 1400	Lunch and Exhibit Visit		
1400 - 1500	Session 6: PAEDIATRICS	Sponsor Session 3 (SSC) Available	
1500 - 1515	Short Break & Exhibit Visit		
1515 - 1545	CoR Grand Quiz		
1545 - 1645	CoR Dato' Samad Quiz		
1645	End of Day Two		
1830	Faculty Dinner (by Invitation Only)		



Programme Overview - Day 3

23rd July 2023 (Sunday)

Time	Lecture Hall A	Lecture Hall B
	Nexus 2	Spectrum
0730 - 0830	Registration	
0830 - 0930	Live Poster Presentation	
0930 - 0945	Morning Tea Break & Exhibit Visit	
0945 - 1045	Session 7: MUSCULOSKELETAL	Session 8: CARDIAC IMAGING
1045 - 1100	Short Break & Exhibit Visit	
1100 - 1200	Session 9: MOLECULAR IMAGING	Session 10: INTERVENTIONAL RADIOLOGY
1200 - 1300	Session 11: WOMEN'S (BREAST/ GYNAE) IMAGING	Session 12: ONCOLOGY
1300 - 1315	Closing Ceremony	
1315 - 1430	Till We Meet Again Lunch	
1430 onwards	End of Congress	

CALL FOR ABSTRACT!

**FREE
REGISTRATION FOR
SELECTED TOP
ABSTRACTS**

**TOP 100
ABSTRACTS
WILL BE
PUBLISHED
IN JUMMEC**

**Deadline:
30th April
2023**

The scientific committee welcomes the submission of scientific abstracts. Authors are invited to submit abstracts in the following areas of interest:

- **Body Imaging**
- **Paediatrics**
- **Emergency**
- **Interventional Radiology**
- **Neuroradiology**
- **Chest Imaging**
- **Head & Neck**
- **Oncology**
- **Cardiac Imaging**
- **Women's (Breast/Gynae) Imaging**
- **Molecular Imaging**

All abstracts are to be submitted online. Final forms of presentation can be in any of the following format:

- **Oral Presentation**
(6 minutes + 2 minutes Q&A with ppt slides)
- **E-Poster Presentation**
(No live presentation onsite)
- **Live Poster Presentation**
(3 minutes live presentation with your e-poster)

There is no limit to the number of abstracts you may submit, but you should not submit on the same study / data set to be presented in more than one format.

All abstracts are to be reviewed by the Scientific Committee. The committee reserves the right to decide on the final form of presentation.

The presenting author of successful abstracts must complete his/her registration for the congress as a delegate before the 31st May 2023 to present his/her work during the congress.

Abstract Guidelines:

- Abstract must be submitted in English.
- The font of the abstract should be in Calibri, 12 pt and double spacing.
- No encore abstracts are allowed.
- Please specify the abstract title.
- The title must be in capital letters and is limited to a maximum of 640 characters.
- Please provide the details of the co-authors (names, affiliations). Ensure that all author information is included and entered correctly.
- Please provide 3-5 keywords for your abstract.
- Please provide the abstract body text. The abstract body is limited to a maximum of 250 words for studies/research which is approximately 1600 characters. For case report, the abstract body is limited to 150 words.
- The body must be divided into each: Format of content to follow: -

Studies/Research	Case Report
Background	Introduction, Report and Conclusion all in one paragraph
Methodology	
Results	
Conclusion	

The Objective and Conclusion need to be consistent with those in the main text and should use the same wording. The results should present the main outcomes of the study using specific numerical data (e.g., absolute numbers and/or rates) with appropriate indicators of statistical uncertainty, such as 95% confidence intervals or p values. P values should never be presented alone without the actual data that are being compared.

Do not use reference citations in the abstract. Abbreviations should be minimized and, if used, must be defined within the abstract by full terminology followed by abbreviation in parenthesis.

For medical terms such as proper nouns, generic names of medicines, and units of measurement, use the original term. The use of acronyms and abbreviations is discouraged and should be kept to a minimum. When used, they are to be defined where first used, followed by the acronym or abbreviation in parentheses. Measurements and laboratory values should be in accordance with the International System of Units (SI).

Ensure correct use of the terms sex (when reporting biological factors) and gender (identity, psychosocial or cultural factors), and, unless inappropriate, report the sex or gender of study participants, the sex of animals or cells, and describe the methods used to determine sex or gender. If the study was done involving an exclusive population, for example in only one sex, authors should justify why, except in obvious cases (e.g., prostate cancer). Authors should define how they determined race or ethnicity and justify their relevance.

The names and locations (city and state or country) of manufacturers of equipment and non-generic drugs should be given.


Ensure that all changes, corrections, and proofreading have been carried out before submission.

Notification of Acceptance

- Review of abstracts will take 2 weeks from the abstract submission deadline.
- All abstracts will be reviewed by the Scientific Committee. The Committee reserves the right to select the abstracts and assign the sessions and final format of presentation. The decision of the Committee is final.
- Results will be announced by 15th May 2023.
- All accepted abstract presenting authors MUST complete his/her registration for the congress as a delegate before the 31st May 2023 to present his/her work during the congress.

Disclaimer

The organisers of this event take no responsibility for any published abstracts submitted. Any issues or errors arising from the abstracts are solely the responsibility of the authors. By submitting his/her/ their work, the Author(s) consent to the publication of the abstracts in and transfer and assign to the Congress the rights to edit, publish, reproduce, distribute copies and to prepare derivative works such as press releases. Author(s) represents and warrants that he/she/they is/ are sole author(s) of the work and that all authors have participated in and agree with the content and conclusions of the work; and that the work is original and does not infringe upon any copyright, proprietary or personal right of any third party. If the work is not original, the Author(s) should reference the original source and ensure all relevant permission and/or authorisation to re-use has been obtained. If you have any questions, please send us an email to abstract@malaysiancongressofradiology.com or chat with us on the website.



MCOR 2023 Registration Fees

Category	MCOR 2023 (3-day ticket)		
	Super Early Bird Ends 30th April	Early Bird 1st May – 30th June	Onsite 1st July onwards
COR/MyRAD Member	RM 1,200.00	RM 1,400.00	RM 1,600.00
Malaysian Radiologist Non-Member	RM 1,500.00	RM 1,700.00	RM 1,900.00
Malaysian Radiology Trainee/Candidate Member/Medical Officer	RM 990.00	RM 1,040.00	RM 1,090.00
Malaysian Nurse / Radiographer	RM 990.00	RM 1,040.00	RM 1,090.00
Malaysian Medical Physicist	RM 990.00	RM 1,040.00	RM 1,090.00
International Trainee/ Nurse/ Radiographer/ Medical Physicist	USD 300.00	USD 350.00	USD 400.00
International Doctor/ Physician	USD 350.00	USD 400.00	USD 450.00

* Delegates who are applying for the Malaysian Candidate Membership / CoR Membership/MyRad Membership will need to attach the proof of membership application payment as the Supporting Document upon congress registration to be entitled for the Members rate.

** Malaysian Medical Officer / Radiology Trainee will need to attach a letter from the HOD as the Supporting Document for verification upon congress registration.

We Welcome:

- Radiologist
- Radiology Trainee
- Interventional Radiologist
- Residents / Master Trainee
- Medical Physicist
- Medical Physicist Trainee
- Researcher
- Radiographer
- Nurses
- Technicians
- Other Allied Health Professionals

Payment Mode:

- Stripe (Credit/Debit Card/Grab Pay)
- Bank-in Cash / Cheque
- Online Transfer / Telegraphic Transfer

Payment Details:

All payments are to be issued in favor of

Account Name : Malaysian Society of Radiologists
 Account Number : 5641 6446 0813
 Bank : Malayan Banking Berhad
 Bank Branch : 50, Jalan Sultan 52/4, Ground Floor, 46200 Petaling Jaya, Selangor
 Swift Code : MBBEMYKL

Cancellation and Refund Policy:

- Please be advised that refunds are subject to an administration fee of USD 75.00 for International and RM 250.00 for Malaysian.
- Cancellation on or before 30th April 2023: 50% refund.
- Cancellation after 30th April 2023: No refund.
- If no refund is required but a change in participant registration is needed, then the Secretariat must be informed in writing via email to secretariat@malaysiancongressofradiology.com

Jointly Organised by:



A large, stylized graphic of the Malay word 'MCOOR' (Malaysian Congress of Radiology) in a blue and green gradient. The letters are 3D and surrounded by intricate traditional Malay motifs and circuitry patterns. The year '2023' is positioned to the right of the 'O'.

Theme: **Intertwining Foundation With Innovation**

For sponsorship inquiries, please contact the congress secretariat at the contact details below

Malaysian Congress of Radiology 2023 Congress Secretariat
c/o



Medical Conference Partners

9, Jalan 9/3, Section 9, 46000 Petaling Jaya, Selangor.

Tel: +6014 923 6018

Email: secretariat@malaysiancongressofradiology.com